


## ROLLER BLIND FEATURES

MAX SIZE  
9m<sup>2</sup>



**FABRIC ZIP SIDE CHANNELS**  
 – Slim 35mm wide channel  
 – Zipped-edge fabric retention  
 – Wider 56mm channel also available



**CONSTANT TENSION SPRING UNITS**  
 – 4kg pull force per unit  
 – Tension is constant throughout extensions and retraction  
 – Fabric under tension at any angle



**HEADBOXES**  
 – 100 x 92.5mm and 125 x 117.5mm headboxes to suit blind size (see bottom right of the page)  
 – Connects to side channel with sturdy steel legs  
 – Fascia removable within 100mm or 125mm

## CONTROL OPTIONS


### MOTORISATION CONTROLS

- Hardwired Switch
- Radio remote control
- Digital and IP communication
- Integration and control systems



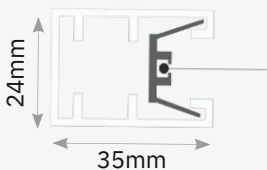
### FABRIC OPTIONS

- Sunscreen fabrics for glare control with views out
- Blackout fabrics for room darkening



## SYSTEM SPECIFICATION

### FABRIC RETENTION SIDE CHANNELS



### LANTERNLITE™ HEADBOX DIMENSIONS

